

B o n c

yo M c o on o

Lo n o c

c A n B

B o n

Four small green rectangular blocks arranged horizontally.

Green rectangular block.

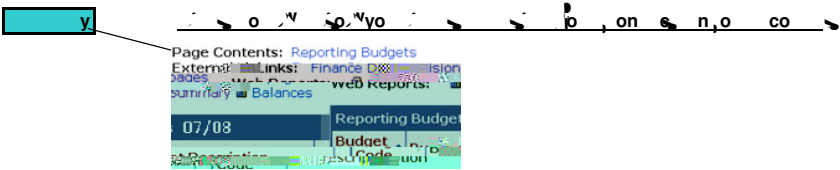
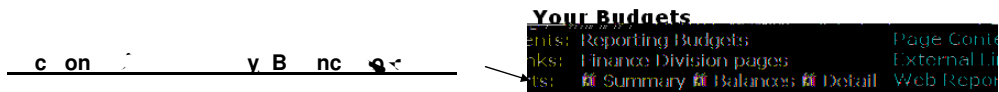
Green rectangular block.

Green rectangular block.

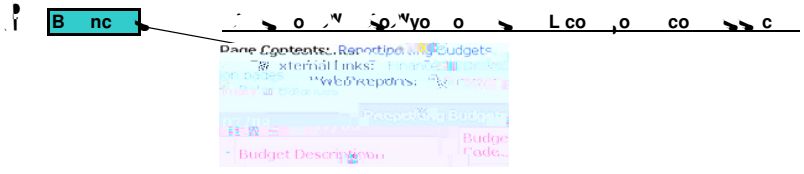
Green rectangular block.

Green rectangular block.

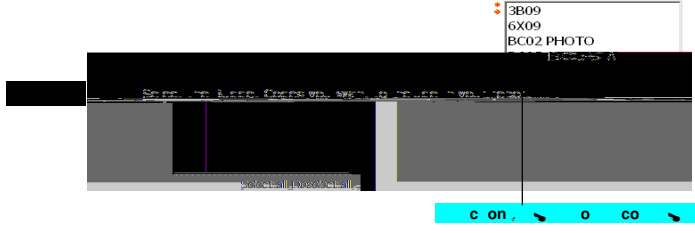
Long green horizontal bar.



o



This will display txns from Aug to the month you have selected



nc

Click on code
Whilst holding Ctrl click on relevant codes, or drag the cursor
Click on "Select all" [Select all](#)

nc co

con → Finish at the bottom left of screen

FINISH

o o go.v nn n

The report will open in a separate window

o B nc o

GL codes

Totals

o c n o h o
o y c c n on i co

M c s n no o i nc on
B o c n i n y

Please see procedures below - section c

Summary of Budget code 1

To go to next page

o

c

o v o y o n c on on co c

o

Select year

- 06-07
- 05-06

c on n y

o

c on n on n on

e.g This will show you txns from Aug to Oct

A

Click on month
Whilst holding Ctrl click on relevant months, or drag the cursor
Click on "Select all" [Select all](#)

3B09
6X09
BC02 PHOTO

c on o co

n co

Click on code

Whilst holding Ctrl click on relevant codes, or drag the cursor

A

Click on "Select all" [Select all](#)

nc co

c on



Finish

at the bottom left of screen

